


Summary Institution-Level Pass Rate Data: *Alternative Teacher Preparation Program Within IHE*


		HEOA - Title II 2024 - 2025 Academic Year				
Institution Name		University of Tennessee Martin				
Institution Code		1844				
State		Tennessee				
						<i>April 3, 2026</i>
				Statewide		
Group	Number Taking Assessment¹	Number Passing Assessment²	Institutional Pass Rate	Number Taking Assessment¹	Number Passing Assessment²	Statewide Pass Rate
All program completers, 2024-25	78	74	95%	723	644	89%
All program completers, 2023-24	41	34	83%	640	592	93%
All program completers, 2022-23	66	54	82%	734	655	89%

Note: In cases where there are less than ten students taking the assessment or license/certificate, the number passing and pass rate are not reported.

¹ Number of completers taking one or more assessments within their area of specialization.

² Summary level "Number Taking Assessment" may differ from assessment level "Number Taking Assessment" because each student is counted once at the summary level but may be counted in multiple assessments at the assessment level.


Single Assessment Institution-Level Pass Rate Data: Alternative Teacher Preparation Program Within IHE

	HEOA - Title II 2024 - 2025 Academic Year	
	Institution Name	University of Tennessee Martin
	Institution Code	1844
	State	Tennessee

April 3, 2026

Assessment Information ¹	Group	Number Taking Assessment	Number Passing Assessment	Institutional Pass Rate	Institutional Average Scaled Score	Assessment Cut Score ²	Statewide				
							Number Taking Assessment	Number Passing Assessment	Statewide Pass Rate	Statewide Average Scaled Score	
AGRICULTURE (5701) Test Company: ETS Score Range: 100-200	All enrolled students who have completed all nonclinical courses, 2024-25										
	Other enrolled students, 2024-25	2				147	5				
	All program completers, 2024-25	6				147	9				
	All program completers, 2023-24	3				147	6				
	All program completers, 2022-23	2				147	8				
AMERICAN SIGN LANGUAGE PROFICIENCY INTERVIEW ASLPI (0634) Test Company: ETS Score Range: 100-200	All enrolled students who have completed all nonclinical courses, 2024-25										
	Other enrolled students, 2024-25										
	All program completers, 2024-25										
	All program completers, 2023-24										
	All program completers, 2022-23						1				
ART CONTENT AND ANALYSIS (5135) Test Company: ETS Score Range: 100-200	All enrolled students who have completed all nonclinical courses, 2024-25						8				
	Other enrolled students, 2024-25						24	16	67%	164	
	All program completers, 2024-25						15	14	93%	168	
	All program completers, 2023-24						11	10	91%	169	
	All program completers, 2022-23						18	18	100%	173	
BIOLOGY CONTENT KNOWLEDGE (0235) Test Company: ETS Score Range: 100-200	All enrolled students who have completed all nonclinical courses, 2024-25										
	Other enrolled students, 2024-25	1				148	5				
	All program completers, 2024-25	2				148	18	16	89%	161	
	All program completers, 2023-24	2				148	28	28	100%	159	
	All program completers, 2022-23	4				148	48	47	98%	162	


Single Assessment Institution-Level Pass Rate Data: Alternative Teacher Preparation Program Within IHE

	HEOA - Title II 2024 - 2025 Academic Year	
	Institution Name	University of Tennessee Martin
	Institution Code	1844
	State	Tennessee


April 3, 2026

Assessment Information ¹	Group	Number Taking Assessment	Number Passing Assessment	Institutional Pass Rate	Institutional Average Scaled Score	Assessment Cut Score ²	Statewide			
							Number Taking Assessment	Number Passing Assessment	Statewide Pass Rate	Statewide Average Scaled Score
BIOLOGY (5236) Test Company: ETS Score Range: 100-200	All enrolled students who have completed all nonclinical courses, 2024-25						4			
	Other enrolled students, 2024-25	3				154	16	12	75%	159
	All program completers, 2024-25	1				154	9			
	All program completers, 2023-24						2			
	All program completers, 2022-23									
BUSINESS ED CONTENT KNOWLEDGE (5101) Test Company: ETS Score Range: 100-200	All enrolled students who have completed all nonclinical courses, 2024-25	1				154	1			
	Other enrolled students, 2024-25	6				154	8			
	All program completers, 2024-25	8				154	16	16	100%	167
	All program completers, 2023-24	2				154	10	9	90%	166
	All program completers, 2022-23	4				154	17	17	100%	171
CHEMISTRY CONTENT KNOWLEDGE (0245) Test Company: ETS Score Range: 100-200	All enrolled students who have completed all nonclinical courses, 2024-25									
	Other enrolled students, 2024-25									
	All program completers, 2024-25	1				152	5			
	All program completers, 2023-24						5			
	All program completers, 2022-23						15	15	100%	171
CHEMISTRY (5246) Test Company: ETS Score Range: 100-200	All enrolled students who have completed all nonclinical courses, 2024-25									
	Other enrolled students, 2024-25						3			
	All program completers, 2024-25						2			
	All program completers, 2023-24									
	All program completers, 2022-23						1			


Single Assessment Institution-Level Pass Rate Data: Alternative Teacher Preparation Program Within IHE

		HEOA - Title II 2024 - 2025 Academic Year					Statewide April 3, 2026						
Institution Name		University of Tennessee Martin					Institution Code		1844				
Institution Code		Tennessee					State		Tennessee				
Assessment Information ¹		Group		Number Taking Assessment	Number Passing Assessment	Institutional Pass Rate	Institutional Average Scaled Score	Assessment Cut Score ²	Number Taking Assessment	Number Passing Assessment	Statewide Pass Rate	Statewide Average Scaled Score	
COMPUTER SCIENCE (5652) Test Company: ETS Score Range: 100-200	All enrolled students who have completed all nonclinical courses, 2024-25												
	Other enrolled students, 2024-25							1					
	All program completers, 2024-25												
	All program completers, 2023-24												
	All program completers, 2022-23												
EARLY CHILDHOOD EDUCATION (5025) Test Company: ETS Score Range: 100-200	All enrolled students who have completed all nonclinical courses, 2024-25								10	10	100%	163	
	Other enrolled students, 2024-25								56	54	96%	171	
	All program completers, 2024-25		2					156	35	28	80%	161	
	All program completers, 2023-24								29	29	100%	168	
	All program completers, 2022-23								17	15	88%	166	
EARTH AND SPACE SCIENCES - CK (5571) Test Company: ETS Score Range: 100-200	All enrolled students who have completed all nonclinical courses, 2024-25												
	Other enrolled students, 2024-25												
	All program completers, 2024-25								1				
	All program completers, 2023-24												
	All program completers, 2022-23												
EARTH AND SPACE SCIENCES (5572) Test Company: ETS Score Range: 100-200	All enrolled students who have completed all nonclinical courses, 2024-25												
	Other enrolled students, 2024-25												
	All program completers, 2024-25								1				
	All program completers, 2023-24												
	All program completers, 2022-23												


Single Assessment Institution-Level Pass Rate Data: Alternative Teacher Preparation Program Within IHE

		<p align="center">HEOA - Title II 2024 - 2025 Academic Year</p>								
Institution Name		University of Tennessee Martin								
Institution Code		1844								
State		Tennessee								
							April 3, 2026			
Assessment Information ¹	Group	Number Taking Assessment	Number Passing Assessment	Institutional Pass Rate	Institutional Average Scaled Score	Assessment Cut Score ²	Statewide			
							Number Taking Assessment	Number Passing Assessment	Statewide Pass Rate	Statewide Average Scaled Score
ECONOMICS (5911) Test Company: ETS Score Range: 100-200	All enrolled students who have completed all nonclinical courses, 2024-25									
	Other enrolled students, 2024-25	3				150	4			
	All program completers, 2024-25									
	All program completers, 2023-24						2			
	All program completers, 2022-23						5			
EDUCATION OF YOUNG CHILDREN (5024) Test Company: ETS Score Range: 100-200	All enrolled students who have completed all nonclinical courses, 2024-25						8			
	Other enrolled students, 2024-25						13	11	85%	167
	All program completers, 2024-25	2				160	11	10	91%	169
	All program completers, 2023-24						19	18	95%	169
	All program completers, 2022-23						14	14	100%	169
ELEM ED MULTI SUBJ MATHEMATICS (5003) Test Company: ETS Score Range: 100-200	All enrolled students who have completed all nonclinical courses, 2024-25	7				157	95	82	86%	170
	Other enrolled students, 2024-25	18	18	100%	175	157	251	231	92%	174
	All program completers, 2024-25	20	20	100%	175	157	179	168	94%	174
	All program completers, 2023-24	8				157	140	138	99%	176
	All program completers, 2022-23	15	15	100%	169	157	111	107	96%	175
ELEM ED MULTI SUBJ READING LANG ARTS (5002) Test Company: ETS Score Range: 100-200	All enrolled students who have completed all nonclinical courses, 2024-25	7				157	97	88	91%	170
	Other enrolled students, 2024-25	18	18	100%	172	157	255	238	93%	172
	All program completers, 2024-25	20	20	100%	173	157	187	171	91%	170
	All program completers, 2023-24	8				157	140	140	100%	173
	All program completers, 2022-23	15	15	100%	168	157	112	109	97%	173

Single Assessment Institution-Level Pass Rate Data: *Alternative Teacher Preparation Program Within IHE*

		HEOA - Title II 2024 - 2025 Academic Year								
Institution Name		University of Tennessee Martin								
Institution Code		1844								
State		Tennessee								
							April 3, 2026			
Assessment Information ¹	Group	Number Taking Assessment	Number Passing Assessment	Institutional Pass Rate	Institutional Average Scaled Score	Assessment Cut Score ²	Statewide			
							Number Taking Assessment	Number Passing Assessment	Statewide Pass Rate	Statewide Average Scaled Score
ELEM ED MULTI SUBJ SCIENCES (5005) Test Company: ETS Score Range: 100-200	All enrolled students who have completed all nonclinical courses, 2024-25	7				159	92	81	88%	172
	Other enrolled students, 2024-25	18	18	100%	173	159	254	240	94%	174
	All program completers, 2024-25	20	20	100%	176	159	182	167	92%	173
	All program completers, 2023-24	8				159	141	140	99%	175
	All program completers, 2022-23	15	15	100%	170	159	112	110	98%	172
ELEM ED MULTI SUBJ SOCIAL STUDIES (5004) Test Company: ETS Score Range: 100-200	All enrolled students who have completed all nonclinical courses, 2024-25	7				155	91	77	85%	166
	Other enrolled students, 2024-25	18	18	100%	172	155	252	239	95%	172
	All program completers, 2024-25	20	20	100%	170	155	177	166	94%	171
	All program completers, 2023-24	8				155	141	139	99%	173
	All program completers, 2022-23	15	15	100%	167	155	112	109	97%	170
ENGLISH LANGUAGE ARTS: CK (5038) Test Company: ETS Score Range: 100-200	All enrolled students who have completed all nonclinical courses, 2024-25	2				167	10	10	100%	178
	Other enrolled students, 2024-25	9				167	56	52	93%	177
	All program completers, 2024-25	6				167	65	61	94%	178
	All program completers, 2023-24	4				167	69	67	97%	178
	All program completers, 2022-23	8				167	80	78	98%	179
ENGLISH TO SPEAKERS OF OTHER LANGUAGES (5362) Test Company: ETS Score Range: 100-200	All enrolled students who have completed all nonclinical courses, 2024-25						5			
	Other enrolled students, 2024-25						52	49	94%	169
	All program completers, 2024-25						35	34	97%	176
	All program completers, 2023-24						40	40	100%	175
	All program completers, 2022-23						37	37	100%	173


Single Assessment Institution-Level Pass Rate Data: Alternative Teacher Preparation Program Within IHE

	HEOA - Title II 2024 - 2025 Academic Year	
	Institution Name	University of Tennessee Martin
	Institution Code	1844
	State	Tennessee


April 3, 2026

Assessment Information ¹	Group	Number Taking Assessment	Number Passing Assessment	Institutional Pass Rate	Institutional Average Scaled Score	Assessment Cut Score ²	Statewide				
							Number Taking Assessment	Number Passing Assessment	Statewide Pass Rate	Statewide Average Scaled Score	
FAMILY AND CONSUMER SCIENCES (5122) Test Company: ETS Score Range: 100-200	All enrolled students who have completed all nonclinical courses, 2024-25										
	Other enrolled students, 2024-25	2				153	2				
	All program completers, 2024-25	2				153	3				
	All program completers, 2023-24						1				
	All program completers, 2022-23						1				
FRENCH WORLD LANGUAGE (5174) Test Company: ETS Score Range: 100-200	All enrolled students who have completed all nonclinical courses, 2024-25										
	Other enrolled students, 2024-25										
	All program completers, 2024-25										
	All program completers, 2023-24						1				
	All program completers, 2022-23						4				
GEOGRAPHY (5921) Test Company: ETS Score Range: 100-200	All enrolled students who have completed all nonclinical courses, 2024-25										
	Other enrolled students, 2024-25										
	All program completers, 2024-25										
	All program completers, 2023-24										
	All program completers, 2022-23	1					149	1			
GERMAN WORLD LANGUAGE (5183) Test Company: ETS Score Range: 100-200	All enrolled students who have completed all nonclinical courses, 2024-25										
	Other enrolled students, 2024-25										
	All program completers, 2024-25										
	All program completers, 2023-24							2			
	All program completers, 2022-23										

Single Assessment Institution-Level Pass Rate Data: Alternative Teacher Preparation Program Within IHE

		<p align="center">HEOA - Title II 2024 - 2025 Academic Year</p>								
Institution Name		University of Tennessee Martin								
Institution Code		1844								
State		Tennessee								
							April 3, 2026			
Assessment Information ¹	Group	Number Taking Assessment	Number Passing Assessment	Institutional Pass Rate	Institutional Average Scaled Score	Assessment Cut Score ²	Statewide			
							Number Taking Assessment	Number Passing Assessment	Statewide Pass Rate	Statewide Average Scaled Score
GOVERNMENT POLITICAL SCIENCE (5931) Test Company: ETS Score Range: 100-200	All enrolled students who have completed all nonclinical courses, 2024-25	1				149	1			
	Other enrolled students, 2024-25						1			
	All program completers, 2024-25	1				149	5			
	All program completers, 2023-24	2				149	3			
	All program completers, 2022-23	1				149	2			
HEALTH AND PE (5857) Test Company: ETS Score Range: 100-200	All enrolled students who have completed all nonclinical courses, 2024-25	1				160	1			
	Other enrolled students, 2024-25	2				160	11	11	100%	173
	All program completers, 2024-25						1			
	All program completers, 2023-24									
	All program completers, 2022-23									
HEALTH EDUCATION (5551) Test Company: ETS Score Range: 100-200	All enrolled students who have completed all nonclinical courses, 2024-25						1			
	Other enrolled students, 2024-25						1			
	All program completers, 2024-25						5			
	All program completers, 2023-24						6			
	All program completers, 2022-23						8			
LATIN (5601) Test Company: ETS Score Range: 100-200	All enrolled students who have completed all nonclinical courses, 2024-25									
	Other enrolled students, 2024-25						1			
	All program completers, 2024-25									
	All program completers, 2023-24						1			
	All program completers, 2022-23						2			


Single Assessment Institution-Level Pass Rate Data: Alternative Teacher Preparation Program Within IHE

	HEOA - Title II 2024 - 2025 Academic Year	
	Institution Name	University of Tennessee Martin
	Institution Code	1844
	State	Tennessee

April 3, 2026

Assessment Information ¹	Group	Number Taking Assessment	Number Passing Assessment	Institutional Pass Rate	Institutional Average Scaled Score	Assessment Cut Score ²	Statewide			
							Number Taking Assessment	Number Passing Assessment	Statewide Pass Rate	Statewide Average Scaled Score
LIBRARY MEDIA SPECIALIST (5311) Test Company: ETS Score Range: 100-200	All enrolled students who have completed all nonclinical courses, 2024-25									
	Other enrolled students, 2024-25						4			
	All program completers, 2024-25						3			
	All program completers, 2023-24						9			
	All program completers, 2022-23						9			
MARKETING EDUCATION (5561) Test Company: ETS Score Range: 100-200	All enrolled students who have completed all nonclinical courses, 2024-25									
	Other enrolled students, 2024-25									
	All program completers, 2024-25						1			
	All program completers, 2023-24						1			
	All program completers, 2022-23						2			
MATHEMATICS CONTENT KNOWLEDGE (5161) Test Company: ETS Score Range: 100-200	All enrolled students who have completed all nonclinical courses, 2024-25									
	Other enrolled students, 2024-25						4			
	All program completers, 2024-25						3			
	All program completers, 2023-24	3				160	14	11	79%	174
	All program completers, 2022-23	1				160	32	30	94%	172
MATHEMATICS (5165) Test Company: ETS Score Range: 100-200	All enrolled students who have completed all nonclinical courses, 2024-25	1				159	5			
	Other enrolled students, 2024-25	3				159	50	42	84%	170
	All program completers, 2024-25	5				159	30	28	93%	175
	All program completers, 2023-24						21	20	95%	172
	All program completers, 2022-23						6			


Single Assessment Institution-Level Pass Rate Data: Alternative Teacher Preparation Program Within IHE

	HEOA - Title II 2024 - 2025 Academic Year	
	Institution Name	University of Tennessee Martin
	Institution Code	1844
	State	Tennessee

April 3, 2026

Assessment Information ¹	Group	Number Taking Assessment	Number Passing Assessment	Institutional Pass Rate	Institutional Average Scaled Score	Assessment Cut Score ²	Statewide				
							Number Taking Assessment	Number Passing Assessment	Statewide Pass Rate	Statewide Average Scaled Score	
MIDDLE SCHOOL ENG LANG ARTS (5047) Test Company: ETS Score Range: 100-200	All enrolled students who have completed all nonclinical courses, 2024-25										
	Other enrolled students, 2024-25	1				164	4				
	All program completers, 2024-25	1				164	4				
	All program completers, 2023-24						5				
	All program completers, 2022-23	1				164	8				
MIDDLE SCHOOL MATHEMATICS (5164) Test Company: ETS Score Range: 100-200	All enrolled students who have completed all nonclinical courses, 2024-25	1				157	7				
	Other enrolled students, 2024-25	8				157	41	39	95%	169	
	All program completers, 2024-25	5				157	27	27	100%	170	
	All program completers, 2023-24						8				
	All program completers, 2022-23										
MIDDLE SCHOOL MATHEMATICS (5169) Test Company: ETS Score Range: 100-200	All enrolled students who have completed all nonclinical courses, 2024-25						1				
	Other enrolled students, 2024-25						1				
	All program completers, 2024-25						1				
	All program completers, 2023-24	2				165	12	12	100%	175	
	All program completers, 2022-23	1				165	27	27	100%	174	
MIDDLE SCHOOL SCIENCE (5440) Test Company: ETS Score Range: 100-200	All enrolled students who have completed all nonclinical courses, 2024-25										
	Other enrolled students, 2024-25										
	All program completers, 2024-25										
	All program completers, 2023-24						1				
	All program completers, 2022-23	2				150	11	11	100%	164	


Single Assessment Institution-Level Pass Rate Data: Alternative Teacher Preparation Program Within IHE

	HEOA - Title II 2024 - 2025 Academic Year	
	Institution Name	University of Tennessee Martin
	Institution Code	1844
	State	Tennessee

April 3, 2026

Assessment Information ¹	Group	Number Taking Assessment	Number Passing Assessment	Institutional Pass Rate	Institutional Average Scaled Score	Assessment Cut Score ²	Statewide			
							Number Taking Assessment	Number Passing Assessment	Statewide Pass Rate	Statewide Average Scaled Score
MIDDLE SCHOOL SCIENCE (5442) Test Company: ETS Score Range: 100-200	All enrolled students who have completed all nonclinical courses, 2024-25	1				152	1			
	Other enrolled students, 2024-25	2				152	17	16	94%	166
	All program completers, 2024-25	3				152	15	15	100%	165
	All program completers, 2023-24	2				152	8			
	All program completers, 2022-23	2				152	6			
MIDDLE SCHOOL SOCIAL STUDIES (5089) Test Company: ETS Score Range: 100-200	All enrolled students who have completed all nonclinical courses, 2024-25	2				146	2			
	Other enrolled students, 2024-25	2				146	13	12	92%	161
	All program completers, 2024-25	2				146	4			
	All program completers, 2023-24	2				146	4			
	All program completers, 2022-23	3				146	6			
MUSIC CONTENT & INSTRUCTION (5114) Test Company: ETS Score Range: 100-200	All enrolled students who have completed all nonclinical courses, 2024-25						3			
	Other enrolled students, 2024-25						6			
	All program completers, 2024-25						2			
	All program completers, 2023-24						8			
	All program completers, 2022-23						5			
MUSIC: INSTRUMENTAL AND GENERAL KNOWLEDGE (5115) Test Company: ETS Score Range: 100-200	All enrolled students who have completed all nonclinical courses, 2024-25									
	Other enrolled students, 2024-25						2			
	All program completers, 2024-25						1			
	All program completers, 2023-24						1			
	All program completers, 2022-23						1			


Single Assessment Institution-Level Pass Rate Data: *Alternative Teacher Preparation Program Within IHE*

	HEOA - Title II 2024 - 2025 Academic Year	
	Institution Name	University of Tennessee Martin
	Institution Code	1844
	State	Tennessee

April 3, 2026

Assessment Information ¹	Group	Number Taking Assessment	Number Passing Assessment	Institutional Pass Rate	Institutional Average Scaled Score	Assessment Cut Score ²	Statewide			
							Number Taking Assessment	Number Passing Assessment	Statewide Pass Rate	Statewide Average Scaled Score
MUSIC: VOCAL AND GENERAL KNOWLEDGE (5116) Test Company: ETS Score Range: 100-200	All enrolled students who have completed all nonclinical courses, 2024-25						2			
	Other enrolled students, 2024-25						3			
	All program completers, 2024-25									
	All program completers, 2023-24						1			
	All program completers, 2022-23									
PHYSICAL ED CONTENT AND DESIGN (5095) Test Company: ETS Score Range: 100-200	All enrolled students who have completed all nonclinical courses, 2024-25						2			
	Other enrolled students, 2024-25	1				169	17	13	76%	167
	All program completers, 2024-25						8			
	All program completers, 2023-24						25	25	100%	173
	All program completers, 2022-23						37	34	92%	170
PHYSICAL ED CONTENT KNOWLEDGE (5091) Test Company: ETS Score Range: 100-200	All enrolled students who have completed all nonclinical courses, 2024-25						14	14	100%	157
	Other enrolled students, 2024-25						32	30	94%	155
	All program completers, 2024-25	1				152	14	14	100%	157
	All program completers, 2023-24						6			
	All program completers, 2022-23						1			
PHYSICS CONTENT KNOWLEDGE (5265) Test Company: ETS Score Range: 100-200	All enrolled students who have completed all nonclinical courses, 2024-25									
	Other enrolled students, 2024-25									
	All program completers, 2024-25									
	All program completers, 2023-24									
	All program completers, 2022-23						1			


Single Assessment Institution-Level Pass Rate Data: Alternative Teacher Preparation Program Within IHE

	HEOA - Title II 2024 - 2025 Academic Year	
	Institution Name	University of Tennessee Martin
	Institution Code	1844
	State	Tennessee

April 3, 2026

Assessment Information ¹	Group	Number Taking Assessment	Number Passing Assessment	Institutional Pass Rate	Institutional Average Scaled Score	Assessment Cut Score ²	Statewide			
							Number Taking Assessment	Number Passing Assessment	Statewide Pass Rate	Statewide Average Scaled Score
PHYSICS (5266) Test Company: ETS Score Range: 100-200	All enrolled students who have completed all nonclinical courses, 2024-25									
	Other enrolled students, 2024-25									
	All program completers, 2024-25						1			
	All program completers, 2023-24									
	All program completers, 2022-23									
PRINC LEARNING AND TEACHING 5-9 (5623) Test Company: ETS Score Range: 100-200	All enrolled students who have completed all nonclinical courses, 2024-25						3			
	Other enrolled students, 2024-25	2				160	4			
	All program completers, 2024-25						2			
	All program completers, 2023-24						1			
	All program completers, 2022-23						3			
PRINC LEARNING AND TEACHING 7-12 (5624) Test Company: ETS Score Range: 100-200	All enrolled students who have completed all nonclinical courses, 2024-25						2			
	Other enrolled students, 2024-25	1				157	17	15	88%	171
	All program completers, 2024-25	1				157	21	21	100%	179
	All program completers, 2023-24	3				157	19	17	89%	172
	All program completers, 2022-23	11	7	64%	160	157	35	29	83%	171
PRINC LEARNING AND TEACHING EARLY CHILD (5621) Test Company: ETS Score Range: 100-200	All enrolled students who have completed all nonclinical courses, 2024-25						1			
	Other enrolled students, 2024-25						1			
	All program completers, 2024-25	1				157	3			
	All program completers, 2023-24						1			
	All program completers, 2022-23						5			


Single Assessment Institution-Level Pass Rate Data: Alternative Teacher Preparation Program Within IHE

	HEOA - Title II 2024 - 2025 Academic Year	
	Institution Name	University of Tennessee Martin
	Institution Code	1844
	State	Tennessee

April 3, 2026

Assessment Information ¹	Group	Number Taking Assessment	Number Passing Assessment	Institutional Pass Rate	Institutional Average Scaled Score	Assessment Cut Score ²	Statewide			
							Number Taking Assessment	Number Passing Assessment	Statewide Pass Rate	Statewide Average Scaled Score
PRINC LEARNING AND TEACHING K-6 (5622) Test Company: ETS Score Range: 100-200	All enrolled students who have completed all nonclinical courses, 2024-25						2			
	Other enrolled students, 2024-25						10	10	100%	173
	All program completers, 2024-25	1				160	14	12	86%	174
	All program completers, 2023-24	1				160	7			
	All program completers, 2022-23	4				160	14	14	100%	177
PSYCHOLOGY (5391) Test Company: ETS Score Range: 100-200	All enrolled students who have completed all nonclinical courses, 2024-25									
	Other enrolled students, 2024-25									
	All program completers, 2024-25						3			
	All program completers, 2023-24									
	All program completers, 2022-23									
SCHOOL LIBRARIAN (5312) Test Company: ETS Score Range: 100-200	All enrolled students who have completed all nonclinical courses, 2024-25						1			
	Other enrolled students, 2024-25						8			
	All program completers, 2024-25						8			
	All program completers, 2023-24									
	All program completers, 2022-23									
SE CK AND MILD TO MODERATE APPL (5543) Test Company: ETS Score Range: 100-200	All enrolled students who have completed all nonclinical courses, 2024-25	1				158	3			
	Other enrolled students, 2024-25	7				158	112	110	98%	167
	All program completers, 2024-25	6				158	105	105	100%	169
	All program completers, 2023-24	6				158	96	96	100%	172
	All program completers, 2022-23	9				158	79	78	99%	170


Single Assessment Institution-Level Pass Rate Data: Alternative Teacher Preparation Program Within IHE

	HEOA - Title II 2024 - 2025 Academic Year	
	Institution Name	University of Tennessee Martin
	Institution Code	1844
	State	Tennessee

April 3, 2026

Assessment Information ¹	Group	Number Taking Assessment	Number Passing Assessment	Institutional Pass Rate	Institutional Average Scaled Score	Assessment Cut Score ²	Statewide				
							Number Taking Assessment	Number Passing Assessment	Statewide Pass Rate	Statewide Average Scaled Score	
SE CK AND SEVERE TO PROF APPL (5545) Test Company: ETS Score Range: 100-200	All enrolled students who have completed all nonclinical courses, 2024-25						9				
	Other enrolled students, 2024-25						46	46	100%	171	
	All program completers, 2024-25						28	28	100%	174	
	All program completers, 2023-24						22	22	100%	173	
	All program completers, 2022-23						36	36	100%	174	
SE CORE KNOWLEDGE & APPLICATIONS (5354) Test Company: ETS Score Range: 100-200	All enrolled students who have completed all nonclinical courses, 2024-25										
	Other enrolled students, 2024-25										
	All program completers, 2024-25						1				
	All program completers, 2023-24						1				
SE: EARLY CHILDHOOD EARLY INTERVENTION (5692) Test Company: ETS Score Range: 100-200	All enrolled students who have completed all nonclinical courses, 2024-25										
	Other enrolled students, 2024-25						22	20	91%	167	
	All program completers, 2024-25						1				
	All program completers, 2023-24										
SE: PRESCHOOL EARLY CHILDHOOD (5691) Test Company: ETS Score Range: 100-200	All enrolled students who have completed all nonclinical courses, 2024-25										
	Other enrolled students, 2024-25						6				
	All program completers, 2024-25						7				
	All program completers, 2023-24						7				
	All program completers, 2022-23						3				


Single Assessment Institution-Level Pass Rate Data: Alternative Teacher Preparation Program Within IHE

	HEOA - Title II 2024 - 2025 Academic Year	
	Institution Name	University of Tennessee Martin
	Institution Code	1844
	State	Tennessee

April 3, 2026

Assessment Information ¹	Group	Number Taking Assessment	Number Passing Assessment	Institutional Pass Rate	Institutional Average Scaled Score	Assessment Cut Score ²	Statewide			
							Number Taking Assessment	Number Passing Assessment	Statewide Pass Rate	Statewide Average Scaled Score
SOCIOLOGY (5952) Test Company: ETS Score Range: 100-200	All enrolled students who have completed all nonclinical courses, 2024-25									
	Other enrolled students, 2024-25									
	All program completers, 2024-25									
	All program completers, 2023-24						1			
	All program completers, 2022-23									
SPANISH WORLD LANGUAGE (5195) Test Company: ETS Score Range: 100-200	All enrolled students who have completed all nonclinical courses, 2024-25						2			
	Other enrolled students, 2024-25	2				163	19	15	79%	170
	All program completers, 2024-25	2				163	11	10	91%	172
	All program completers, 2023-24	1				163	12	10	83%	174
	All program completers, 2022-23						18	15	83%	172
SPECIAL EDUCATION: FOUNDATIONAL KNOWLEDGE (5355) Test Company: ETS Score Range: 100-200	All enrolled students who have completed all nonclinical courses, 2024-25	2				145	16	16	100%	166
	Other enrolled students, 2024-25	1				145	45	43	96%	166
	All program completers, 2024-25						7			
	All program completers, 2023-24									
	All program completers, 2022-23						1			
SPECIAL EDUCATION: SEVERE TO PROFOUND (5547) Test Company: ETS Score Range: 100-200	All enrolled students who have completed all nonclinical courses, 2024-25						10	9	90%	166
	Other enrolled students, 2024-25						34	33	97%	173
	All program completers, 2024-25						1			
	All program completers, 2023-24						1			
	All program completers, 2022-23									


Single Assessment Institution-Level Pass Rate Data: Alternative Teacher Preparation Program Within IHE

	HEOA - Title II 2024 - 2025 Academic Year	
	Institution Name	University of Tennessee Martin
	Institution Code	1844
	State	Tennessee

April 3, 2026

Assessment Information ¹	Group	Number Taking Assessment	Number Passing Assessment	Institutional Pass Rate	Institutional Average Scaled Score	Assessment Cut Score ²	Statewide			
							Number Taking Assessment	Number Passing Assessment	Statewide Pass Rate	Statewide Average Scaled Score
SPEECH COMMUNICATION: CK (5221) Test Company: ETS Score Range: 100-200	All enrolled students who have completed all nonclinical courses, 2024-25									
	Other enrolled students, 2024-25									
	All program completers, 2024-25						1			
	All program completers, 2023-24									
	All program completers, 2022-23									
TEACHING READING: ELEM EDUCATION (5203) Test Company: ETS Score Range: 100-200	All enrolled students who have completed all nonclinical courses, 2024-25									
	Other enrolled students, 2024-25									
	All program completers, 2024-25									
	All program completers, 2023-24									
	All program completers, 2022-23						5			
TEACHING READING: ELEMENTARY (5205) Test Company: ETS Score Range: 100-200	All enrolled students who have completed all nonclinical courses, 2024-25	10	6	60%	159	159	68	47	69%	161
	Other enrolled students, 2024-25	13	7	54%	162	159	185	98	53%	160
	All program completers, 2024-25	30	30	100%	169	159	285	271	95%	168
	All program completers, 2023-24	18	17	94%	169	159	269	253	94%	169
	All program completers, 2022-23	30	26	87%	166	159	274	258	94%	168
THEATRE (5641) Test Company: ETS Score Range: 100-200	All enrolled students who have completed all nonclinical courses, 2024-25									
	Other enrolled students, 2024-25						3			
	All program completers, 2024-25						3			
	All program completers, 2023-24						4			
	All program completers, 2022-23						5			


Single Assessment Institution-Level Pass Rate Data: Alternative Teacher Preparation Program Within IHE

	HEOA - Title II 2024 - 2025 Academic Year	
	Institution Name	University of Tennessee Martin
	Institution Code	1844
	State	Tennessee

April 3, 2026

Assessment Information ¹	Group	Number Taking Assessment	Number Passing Assessment	Institutional Pass Rate	Institutional Average Scaled Score	Assessment Cut Score ²	Statewide			
							Number Taking Assessment	Number Passing Assessment	Statewide Pass Rate	Statewide Average Scaled Score
WORLD AND U.S. HISTORY CK (5941) Test Company: ETS Score Range: 100-200	All enrolled students who have completed all nonclinical courses, 2024-25	1				157	5			
	Other enrolled students, 2024-25	3				157	30	26	87%	169
	All program completers, 2024-25	4				157	41	35	85%	164
	All program completers, 2023-24	1				157	34	31	91%	167
	All program completers, 2022-23	7				157	40	36	90%	165
EDTPA: AGRICULTURAL EDUCATION (TPA0100) Test Company: E.S. Pearson* Score Range: 1-75	All enrolled students who have completed all nonclinical courses, 2024-25									
	Other enrolled students, 2024-25									
	All program completers, 2024-25									
	All program completers, 2023-24									
	All program completers, 2022-23						2			
EDTPA: BUSINESS EDUCATION (TPA0102) Test Company: E.S. Pearson* Score Range: 1-75	All enrolled students who have completed all nonclinical courses, 2024-25									
	Other enrolled students, 2024-25									
	All program completers, 2024-25									
	All program completers, 2023-24									
	All program completers, 2022-23	2				40	10	10	100%	47
EDTPA: CLASSICAL LANGUAGES (TPA0104) Test Company: E.S. Pearson* Score Range: 1-65	All enrolled students who have completed all nonclinical courses, 2024-25									
	Other enrolled students, 2024-25									
	All program completers, 2024-25									
	All program completers, 2023-24									
	All program completers, 2022-23						2			


Single Assessment Institution-Level Pass Rate Data: Alternative Teacher Preparation Program Within IHE

	HEOA - Title II 2024 - 2025 Academic Year	
	Institution Name	University of Tennessee Martin
	Institution Code	1844
	State	Tennessee


April 3, 2026

Assessment Information ¹	Group	Number Taking Assessment	Number Passing Assessment	Institutional Pass Rate	Institutional Average Scaled Score	Assessment Cut Score ²	Statewide			
							Number Taking Assessment	Number Passing Assessment	Statewide Pass Rate	Statewide Average Scaled Score
EDTPA: EARLY CHILDHOOD (TPA0014) Test Company: E.S. Pearson* Score Range: 1-75	All enrolled students who have completed all nonclinical courses, 2024-25						2			
	Other enrolled students, 2024-25									
	All program completers, 2024-25	1				40	2			
	All program completers, 2023-24						4			
	All program completers, 2022-23						5			
EDTPA: ELEM ED LITERACY WITH MATHEMATICS TASK 4 (TPA0110) Test Company: E.S. Pearson* Score Range: 1-90	All enrolled students who have completed all nonclinical courses, 2024-25						1			
	Other enrolled students, 2024-25						1			
	All program completers, 2024-25									
	All program completers, 2023-24						2			
	All program completers, 2022-23						2			
EDTPA: ELEMENTARY LITERACY (TPA0001) Test Company: E.S. Pearson* Score Range: 1-75	All enrolled students who have completed all nonclinical courses, 2024-25	3				40	5			
	Other enrolled students, 2024-25						2			
	All program completers, 2024-25	1				40	15	13	87%	44
	All program completers, 2023-24						15	15	100%	47
	All program completers, 2022-23	2				40	32	29	91%	45
EDTPA: ELEMENTARY MATHEMATICS (TPA0002) Test Company: E.S. Pearson* Score Range: 1-75	All enrolled students who have completed all nonclinical courses, 2024-25									
	Other enrolled students, 2024-25						1			
	All program completers, 2024-25						13	12	92%	46
	All program completers, 2023-24						5			
	All program completers, 2022-23	1				40	7			


Single Assessment Institution-Level Pass Rate Data: Alternative Teacher Preparation Program Within IHE

		<p align="center">HEOA - Title II 2024 - 2025 Academic Year</p>								
Institution Name		University of Tennessee Martin								
Institution Code		1844								
State		Tennessee								
							April 3, 2026			
Assessment Information ¹	Group	Number Taking Assessment	Number Passing Assessment	Institutional Pass Rate	Institutional Average Scaled Score	Assessment Cut Score ²	Statewide			
							Number Taking Assessment	Number Passing Assessment	Statewide Pass Rate	Statewide Average Scaled Score
EDTPA: ENGLISH AS AN ADDITIONAL LANGUAGE (TPA0115) Test Company: E.S. Pearson* Score Range: 1-75	All enrolled students who have completed all nonclinical courses, 2024-25						2			
	Other enrolled students, 2024-25						2			
	All program completers, 2024-25						1			
	All program completers, 2023-24						2			
	All program completers, 2022-23						14	13	93%	47
EDTPA: HEALTH EDUCATION (TPA0119) Test Company: E.S. Pearson* Score Range: 1-75	All enrolled students who have completed all nonclinical courses, 2024-25									
	Other enrolled students, 2024-25									
	All program completers, 2024-25									
	All program completers, 2023-24						2			
	All program completers, 2022-23						2			
EDTPA: K-12 PERFORMING ARTS (TPA0021) Test Company: E.S. Pearson* Score Range: 1-75	All enrolled students who have completed all nonclinical courses, 2024-25						1			
	Other enrolled students, 2024-25									
	All program completers, 2024-25									
	All program completers, 2023-24						1			
	All program completers, 2022-23						6			
EDTPA: MIDDLE CHILDHOOD ENGLISH LANGUAGE ARTS (TPA0018) Test Company: E.S. Pearson* Score Range: 1-75	All enrolled students who have completed all nonclinical courses, 2024-25									
	Other enrolled students, 2024-25									
	All program completers, 2024-25									
	All program completers, 2023-24						1			
	All program completers, 2022-23						4			

Single Assessment Institution-Level Pass Rate Data: Alternative Teacher Preparation Program Within IHE

		<p align="center">HEOA - Title II 2024 - 2025 Academic Year</p>								
Institution Name		University of Tennessee Martin								
Institution Code		1844								
State		Tennessee								
							April 3, 2026			
Assessment Information ¹	Group	Number Taking Assessment	Number Passing Assessment	Institutional Pass Rate	Institutional Average Scaled Score	Assessment Cut Score ²	Statewide			
							Number Taking Assessment	Number Passing Assessment	Statewide Pass Rate	Statewide Average Scaled Score
EDTPA: MIDDLE CHILDHOOD HISTORY-SOCIAL STUDIES (TPA0019) Test Company: E.S. Pearson* Score Range: 1-75	All enrolled students who have completed all nonclinical courses, 2024-25									
	Other enrolled students, 2024-25									
	All program completers, 2024-25									
	All program completers, 2023-24									
	All program completers, 2022-23	1				40	2			
EDTPA: MIDDLE CHILDHOOD MATHEMATICS (TPA0016) Test Company: E.S. Pearson* Score Range: 1-75	All enrolled students who have completed all nonclinical courses, 2024-25									
	Other enrolled students, 2024-25									
	All program completers, 2024-25						1			
	All program completers, 2023-24						6			
	All program completers, 2022-23						20	20	100%	46
EDTPA: MIDDLE CHILDHOOD SCIENCE (TPA0017) Test Company: E.S. Pearson* Score Range: 1-75	All enrolled students who have completed all nonclinical courses, 2024-25									
	Other enrolled students, 2024-25									
	All program completers, 2024-25									
	All program completers, 2023-24						2			
	All program completers, 2022-23						3			
EDTPA: PHYSICAL EDUCATION (TPA0011) Test Company: E.S. Pearson* Score Range: 1-75	All enrolled students who have completed all nonclinical courses, 2024-25									
	Other enrolled students, 2024-25						1			
	All program completers, 2024-25						2			
	All program completers, 2023-24						2			
	All program completers, 2022-23						10	6	60%	40


Single Assessment Institution-Level Pass Rate Data: Alternative Teacher Preparation Program Within IHE

	HEOA - Title II 2024 - 2025 Academic Year	
	Institution Name	University of Tennessee Martin
	Institution Code	1844
	State	Tennessee

April 3, 2026

Assessment Information ¹	Group	Number Taking Assessment	Number Passing Assessment	Institutional Pass Rate	Institutional Average Scaled Score	Assessment Cut Score ²	Statewide			
							Number Taking Assessment	Number Passing Assessment	Statewide Pass Rate	Statewide Average Scaled Score
EDTPA: SECONDARY ENGLISH LANGUAGE ARTS (TPA0003) Test Company: E.S. Pearson* Score Range: 1-75	All enrolled students who have completed all nonclinical courses, 2024-25									
	Other enrolled students, 2024-25						1			
	All program completers, 2024-25						5			
	All program completers, 2023-24						10	10	100%	47
	All program completers, 2022-23						28	28	100%	49
EDTPA: SECONDARY HISTORY-SOCIAL STUDIES (TPA0004) Test Company: E.S. Pearson* Score Range: 1-75	All enrolled students who have completed all nonclinical courses, 2024-25									
	Other enrolled students, 2024-25									
	All program completers, 2024-25						6			
	All program completers, 2023-24						4			
	All program completers, 2022-23	2				40	17	17	100%	46
EDTPA: SECONDARY MATHEMATICS (TPA0005) Test Company: E.S. Pearson* Score Range: 1-75	All enrolled students who have completed all nonclinical courses, 2024-25	1				40	1			
	Other enrolled students, 2024-25									
	All program completers, 2024-25	1				40	3			
	All program completers, 2023-24	2				40	3			
	All program completers, 2022-23						18	13	72%	42
EDTPA: SECONDARY SCIENCE (TPA0006) Test Company: E.S. Pearson* Score Range: 1-75	All enrolled students who have completed all nonclinical courses, 2024-25									
	Other enrolled students, 2024-25						1			
	All program completers, 2024-25						4			
	All program completers, 2023-24						4			
	All program completers, 2022-23	1				40	22	19	86%	44


Single Assessment Institution-Level Pass Rate Data: Alternative Teacher Preparation Program Within IHE

	HEOA - Title II 2024 - 2025 Academic Year	
	Institution Name	University of Tennessee Martin
	Institution Code	1844
	State	Tennessee

April 3, 2026

Assessment Information ¹	Group	Number Taking Assessment	Number Passing Assessment	Institutional Pass Rate	Institutional Average Scaled Score	Assessment Cut Score ²	Statewide			
							Number Taking Assessment	Number Passing Assessment	Statewide Pass Rate	Statewide Average Scaled Score
EDTPA: SPECIAL EDUCATION (TPA0012) Test Company: E.S. Pearson* Score Range: 1-75	All enrolled students who have completed all nonclinical courses, 2024-25	2				40	7			
	Other enrolled students, 2024-25						4			
	All program completers, 2024-25						9			
	All program completers, 2023-24	1				40	18	15	83%	43
	All program completers, 2022-23	4				40	62	58	94%	45
EDTPA: VISUAL ARTS (TPA0015) Test Company: E.S. Pearson* Score Range: 1-75	All enrolled students who have completed all nonclinical courses, 2024-25						1			
	Other enrolled students, 2024-25									
	All program completers, 2024-25									
	All program completers, 2023-24						1			
	All program completers, 2022-23						9			
EDTPA: WORLD LANGUAGES (TPA0020) Test Company: E.S. Pearson* Score Range: 1-65	All enrolled students who have completed all nonclinical courses, 2024-25									
	Other enrolled students, 2024-25									
	All program completers, 2024-25	1				35	3			
	All program completers, 2023-24						1			
	All program completers, 2022-23						17	11	65%	37
MATHEMATICS (MIDDLE GRADES AND EARLY SECONDARY) (ESP0105) Test Company: E.S. Pearson* Score Range: 100-300	All enrolled students who have completed all nonclinical courses, 2024-25						1			
	Other enrolled students, 2024-25									
	All program completers, 2024-25									
	All program completers, 2023-24									
	All program completers, 2022-23						2			

Single Assessment Institution-Level Pass Rate Data: *Alternative Teacher Preparation Program Within IHE*

	HEOA - Title II 2024 - 2025 Academic Year	
	Institution Name	University of Tennessee Martin
	Institution Code	1844
	State	Tennessee

April 3, 2026

Assessment Information ¹	Group	Number Taking Assessment	Number Passing Assessment	Institutional Pass Rate	Institutional Average Scaled Score	Assessment Cut Score ²	Statewide			
							Number Taking Assessment	Number Passing Assessment	Statewide Pass Rate	Statewide Average Scaled Score
MATHEMATICS (ESP0304) Test Company: E.S. Pearson* Score Range: 100-300	All enrolled students who have completed all nonclinical courses, 2024-25									
	Other enrolled students, 2024-25									
	All program completers, 2024-25									
	All program completers, 2023-24									
	All program completers, 2022-23	1				220	9			

Note: In cases where there are less than ten students taking the assessment or license/certificate, the number passing and pass rate are not reported.

¹Tests with multiple delivery options (computer, paper, etc.) will be noted with the assessment code for one format only.

²Cut scores may vary for groups depending upon when the cut scores are established by the state and when each group completed their teacher certification or licensure assessment.

*Questions regarding tests listed by this testing company must be addressed to your state Title II Coordinator.